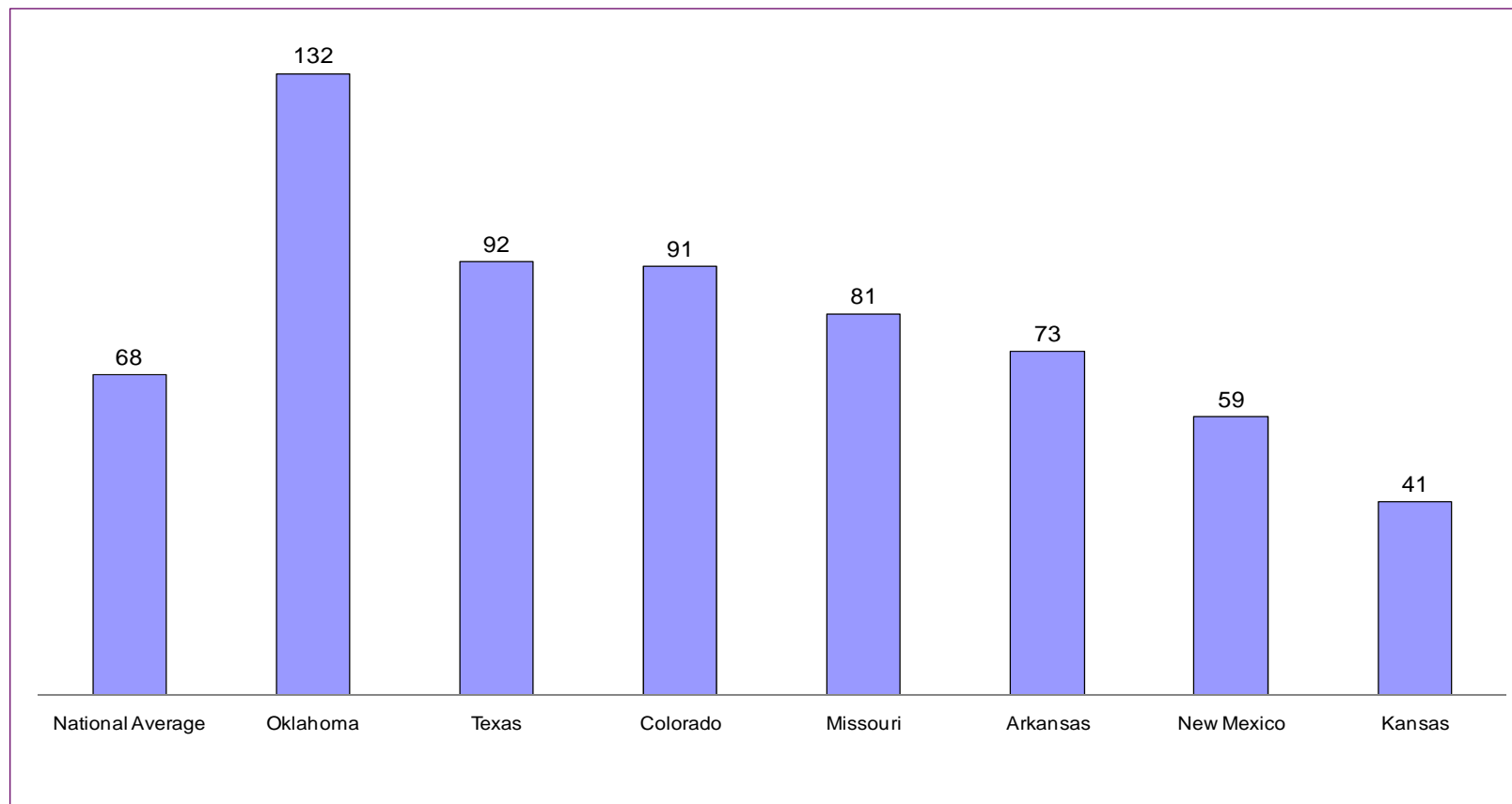


Incarceration of Women in Oklahoma



Leadership Oklahoma City Human Services Day
December 9, 2010

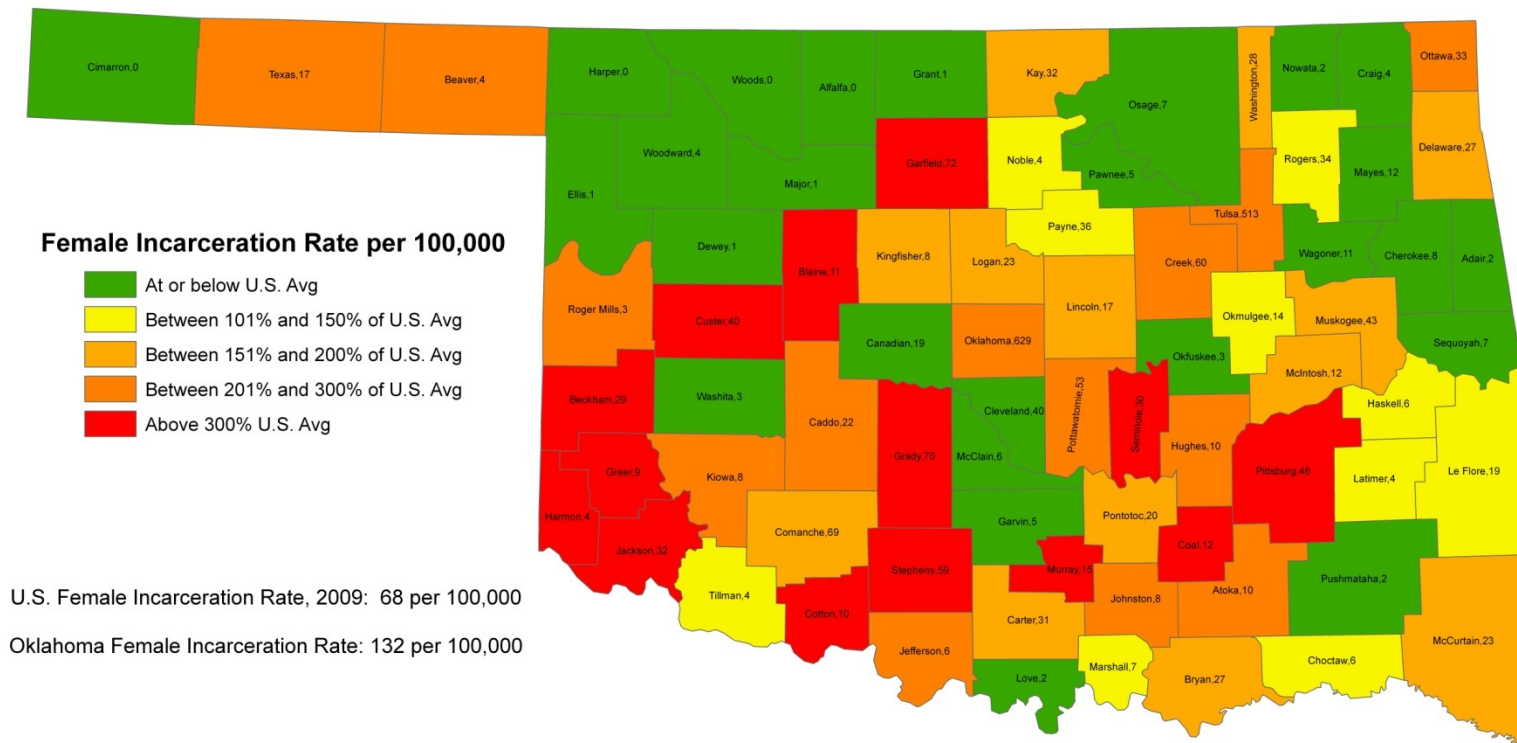
Incarceration Rates



Source: Bureau of Justice Statistics, Prison Inmates at Midyear 2009-Statistical Tables, NCJ, Table 10. Imprisonment Rates of Sentenced Prisoners Under Jurisdictions of State and Federal Correctional Authorities, by Sex and Jurisdiction, June 30, 2009.

Incarceration Rates

Oklahoma Female Incarceration Rate by County of Conviction per 100,000 Female Population



U.S. Female Incarceration Rate, 2009: 68 per 100,000

Oklahoma Female Incarceration Rate: 132 per 100,000

The number listed after the county name reflects the number of female offenders incarcerated from that county, based on controlling offense, as of the June 30, 2009 prison population.*

*Does not include Interstate Compact IN (4) and GPS (140). Fifty female offenders were removed from the sample because their total prison term was one year or less. An additional two female offenders were removed from the sample due to incomplete data. Total female prison population on June 30, 2009 was 2,651. Map sample is 2,455. Census data from Federal Population Estimates by Selected Age Groups and Sex for Counties, July 1, 2009. National Incarceration rate from BJS, Prison Inmates at Midyear 2009.

Oklahoma

Women Offenders

- At the end of Fiscal Year (FY) 2010, 2,760 women were imprisoned in the State of Oklahoma
- In FY 2010, 1,393 women were received into the Department of Corrections and 1,271 women completed their sentences and were released
- Based on a 5-year average, 41% of female offenders served less than one year in prison
- Based on a 5-year average, the average length of stay per offender is 1.9 years

Female Offender Population

- At the end of Fiscal Year 2010, the recidivism rate for females released in Fiscal Year 2007 and returning within 3 years was 14.4%.

Contiguous State		Recidivism Rate
Colorado	36 Month Return Rate for Females Released in Calendar Year 2003	47.5%
Missouri	36 Month Return Rate for Females Released in Fiscal Year 2005	43.0%
New Mexico	36 Month Return Date for Females Released 07/01/05 to 05/22/06	41.71%
Kansas	36 Month Return Date for Females Released in Fiscal Year 2005	41%
Texas	36 Month Return Rate for Females Released in FY 2005	20.7%
Arkansas	36 Month Return Rate for Females Released in Calendar Year 2005	23%

Colorado Department of Corrections: "Recidivism and Cumulative Return Rates Calendar Year Released from 1998 through 2005," Kristi Rosten, Bonnie Barr, Kim Mersman; Office of Planning & Analysis; November 2007; Missouri Department of Corrections: "A Profile of the Institutional and Supervised Offender Population on June 30, 2008"; George Lombardi, Director; April 22, 2009; New Mexico Department of Corrections: E-Mail report entitled, "Recidivism Analysis Report: Female," from Kathryn Torcivia-Zwicke, Budget Analyst, June 23, 2009; Kansas Department of Corrections: E-Mail entitled, "Female Offender Recidivism Rate," from Ken Shirley, Research Analyst, dated June 24, 2009; Texas Department of Criminal Justice: Letter from Alicia Frezia Nash, Open Records Act Coordinator, Texas Department of Criminal Justice--Executive Services; June 9, 2009; Arkansas Department of Corrections: E-Mail entitled, "Female Offender Recidivism Rate," from George Brewer, Administrator, Research and Planning, June 11, 2009

Controlling Offense Categories

FY 2010 Receptions

- Possession/Obtaining CDS (23.8%)
- Distribution CDS (19.1%)
- Forgery (8.5%)
- Larceny (7.1%)
- Assault (7.0%)

Critical Issues

- History of Trauma and Violence
- History of Substance Abuse and Addiction
- Mental Health Issues
- Medical Issues
- Economic Marginalization and Poverty
- Race and Ethnicity
- Women Offenders as Mothers
- Relationships

Family Dysfunction and Instability

- 301 female offenders were surveyed:
 - 61.1% (N=184) reported someone in home with drinking problem
 - 46.8 % (N=141) reported someone in home with drug problem
 - 47.2% (N=142) reported mental illness in the home
 - 61.1% (N=184) reported divorced parents
 - 31.6% (N=95) reported one or both parents incarcerated
 - 52.5% (N=158) reported running away from home before age 18

Trauma and Violence

- In Childhood
 - Child Physical and/or Sexual Abuse (66.4%)
 - Father Violent (42.9%)
 - Mother Violent (28.6%)
- In Adulthood
 - Domestic Violence (71.1%)
 - Rape After Age 18 (36.2%)

Source: Oklahoma Study of Incarcerated Mothers and Their Children, January 22, 2010; Susan F. Sharp, Ph.D., Emily Pain, and the Oklahoma Commission on Children and Youth.

Substance Abuse and Addiction

- Of the 1,393 female offenders received in Fiscal Year 2010, 890 (64%) were assessed with a moderate to high need for substance abuse treatment.
- During Fiscal Year 2010, 885 female offender who discharged or completed their sentences had a need for substance abuse treatment. Of these, 252 (28%) completed treatment prior to release, and 633 (72%) did not.

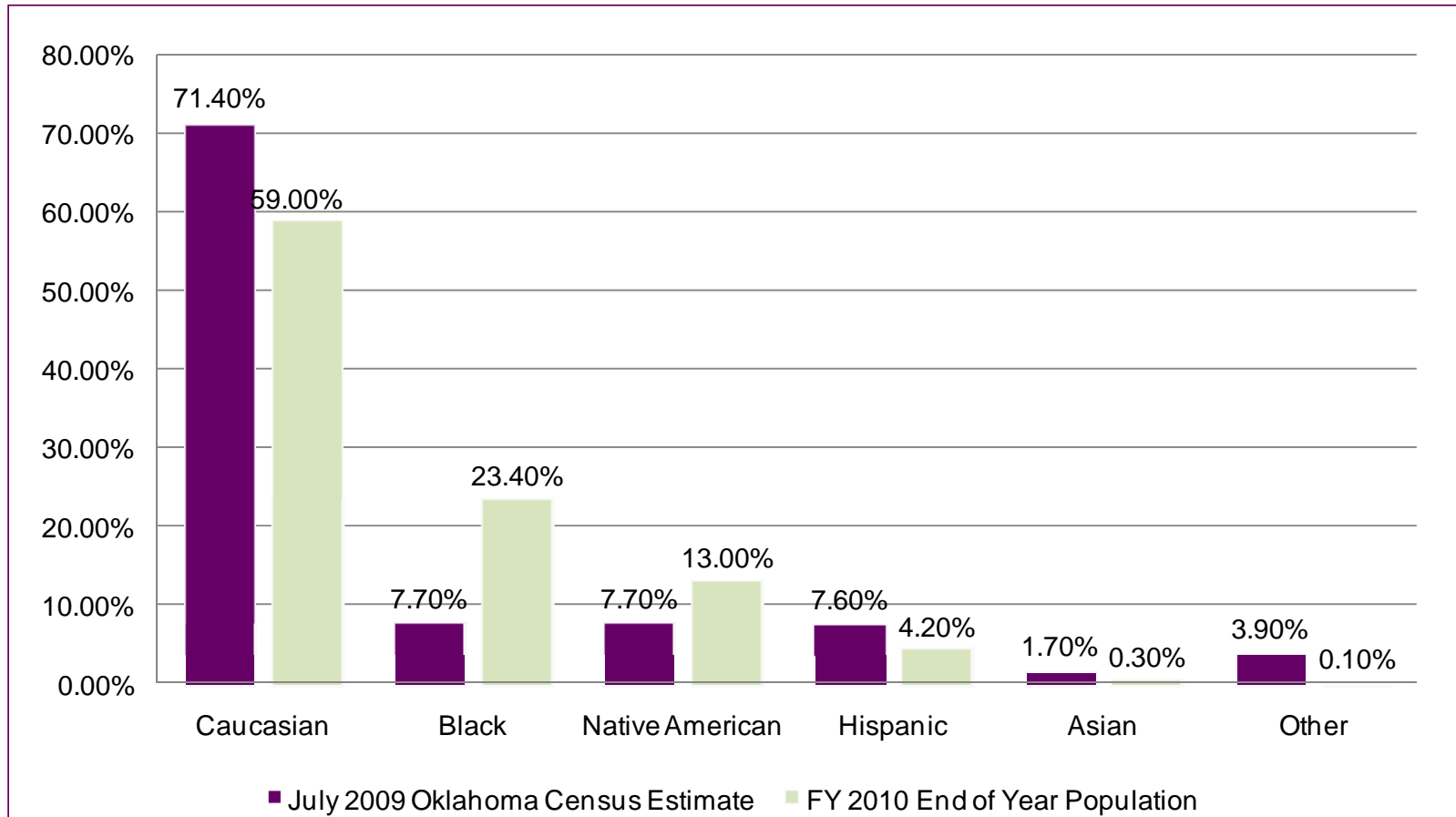
Mental Health and Medical Issues

- 62% of incarcerated women in the state of Oklahoma have a history of or are currently being treated for mental illnesses such as:
 - Psychotic disorders
 - Major mood disorders (depression/bipolar disorders)
 - Post Trauma Stress Disorder and other anxiety disorders
- Female offenders are treated for a variety of medical disorders, including:
 - Hypertension, asthma, diabetes, seizures, Hepatitis C, endocrine, pulmonary, cardiovascular, HIV/AIDS, cancer

Economic Marginalization and Poverty

- For Women Entering DOC in FY 2010
 - 84% were unemployed at the time of arrest
 - 75% were frequently unemployed when in the labor market
 - 77% reported difficulty managing their finances at the time of arrest
 - 60% reported reliance on social assistance at the time of arrest
 - 71% had a need for education (e.g., Literacy, Adult Basic Education, General Equivalency Diploma)

Race and Ethnicity



Women Offenders as Mothers

- 301 women were surveyed
 - 257 (85.4%) had at least one child
 - Among them, these 257 women had 760 children
 - 65.4% (497) of these children were under age 18
- Extrapolated
 - 2,357 incarcerated women have at least one child
 - Among them, these 2,357 women have 7,071 children
 - 4,624 of these children are under age 18

Source: Oklahoma Study of Incarcerated Mothers and Their Children, January 22, 2010; Susan F. Sharp, Ph.D., Emily Pain, and the Oklahoma Commission on Children and Youth.

Where Are The Children Now?

- Other Parent (31.0%)
- Maternal Grandmother (28.3%)
- Mother's Sibling (8.0%)
- Other Relatives of Mother (8.0%)
- Partner's Mother (5.9%)
- Foster Care (5.9%)

Source: Oklahoma Study of Incarcerated Mothers and Their Children, January 22, 2010; Susan F. Sharp, Ph.D., Emily Pain, and the Oklahoma Commission on Children and Youth.

Problems Experienced by Children of Incarcerated Mothers

Problem	Before Mother's Incarceration	Since Mother's Incarceration	Both Before and Since Mother's Incarceration
Bad Grades	18	35	16
Expelled	6	12	7
Dropped Out	8	12	--
Trouble with Guardian	10	33	11
Ran Away	2	10	5
Arrested	3	8	5
Drug Problem	4	11	5
Depression	10	47	16
Suicidal	3	14	6

Source: Oklahoma Study of Incarcerated Mothers and Their Children, January 22, 2010; Susan F. Sharp, Ph.D., Emily Pain, and the Oklahoma Commission on Children and Youth.

Relationships

- The critical issues previously presented ultimately impact the offender's ability to successfully maintain healthy relationships with family, spouse, and significant others.

Release and Reentry

- The following are reentry needs:
 - Transitional Income
 - Employment
 - Safe and Affordable Housing
 - Childcare
 - Transportation
 - Medical Care
 - Mental Health Care
 - Substance Abuse Treatment
 - Community Support

The Challenges

- Budget
- Overcoming the Myth - Tough on Crime = Prison Cell

Alternatives to Incarceration

Specialty Courts

- Mental Health Court –15 counties
- Drug Court –61 counties

Specialty Programs –Women in Recovery

Evidence-Based Supervision

- Probation and Parole
- Community Sentencing
- Female Offender Diversion Program

Questions and Further Information

- If you have questions or would like additional information, please contact:

laura.pitman@doc.state.ok.us